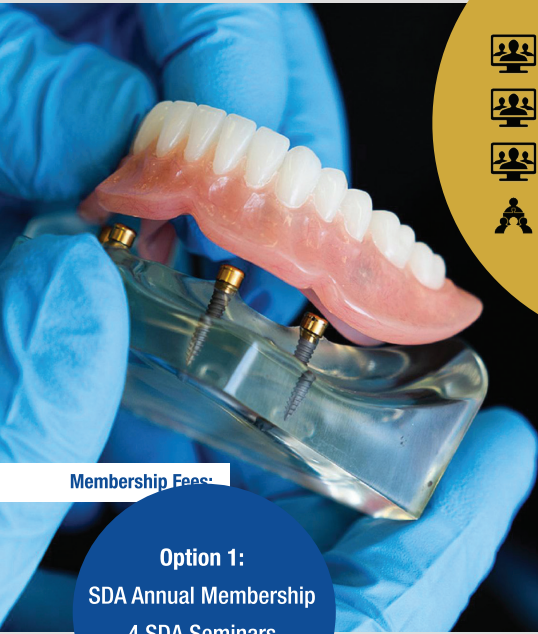
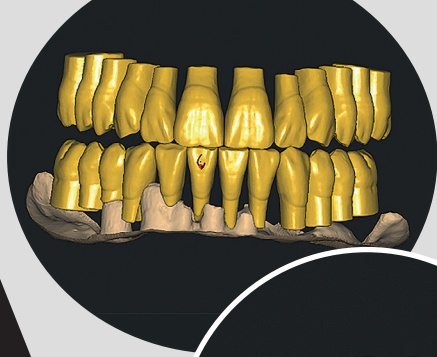


2024 SDA

Spectrum Denturist Academy



Seminar Days



February 17th, 2024 (Virtual)



April 13th, 2024 (Virtual)





May 4th, 2024 (Virtual)



September 14th, 2024 (In-Person)



Toronto Implant Academy Seminars (TIA)

Choose 4 days (8 lectures) out of
10 seminar days - 20 Lectures:
9 Virtual  & 1 In Person 

Membership Fees:

Option 1:

SDA Annual Membership
4 SDA Seminars

\$499+HST

Option 2:

SDA Membership Plus
4 SDA & 10 TIA Seminars

\$899+HST

Option 3:

SDA Single Seminar

(Virtual) 

\$129+HST

Explore the benefits of membership at
www.palmerimediagroup.com

events@palmeripublishing.com
seminars@palmeripublishing.com
905.489.1970 ext 206/207
Toll Free 1.866.581.8949



SCAN ME
for more details

PMG
Palmeri Media Group



Lectures

8:30am – 12:30pm (4 CE Points)

8:30 am - 9:50 am

The Digital Workflow for Denture Creation

From Patient Diagnostics To Design And Manufacturing.

Kaveh Shams, DT



Kaveh Shams demonstrates how to utilize advanced data accusation tools such as the Face Hunter and the Plane Finder and describes the design procedure using Zirkonzahn's Modifier software.

Kaveh Shams graduated from Lambeth College – London in Dental Technology in 2010. Since then, he worked in multiple dental labs and milling centers in Europe and Canada. He also offered his service to the dental community of Canada as a CAD CAM specialist for numerous dental companies.



His passion for digital dentistry made him join Zirkonzahn, and now he works as a CAD CAM expert and the branch manager for Zirkonzahn Canada.



9:50 am - 11:10 am

Holistic Infection Control

Challenging perspective, changing practice.

Ryan Swift



Holistic infection control refers to a comprehensive and integrated approach to preventing and controlling infections. It encompasses not just the use of personal protective equipment and disinfectants, but also the evaluation and management of the entire healthcare environment. We consider the design and layout of facilities, the handling of hazardous chemistry, documentation, training and personal wellbeing of healthcare workers.



Our program endeavours to share new perspectives on the complex relationships between people, microbes and our environment.

*TIME ZONE FOR ALL VIRTUAL LECTURES ARE EASTERN STANDARD TIME(EST) .
THE RECORDED WEBINARS ARE AVAILABLE ON DEMAND ONLY TO THE MEMBERS*

Ryan Swift is the Vice President of Micrylium Laboratories Inc. He is a seasoned product development and regulatory professional with over 20 years of experience in the field. He has worked closely with numerous dental manufacturers and distributors to secure Health Canada (DIN, GMP, GLP), FDA, and ISO registrations for their devices and establishments. Ryan is deeply passionate about the environment and dedicated to improving the effectiveness of both products and practices.



11:10 am - 12:30 pm

How Ivotion Changed My Practice

Luke LaRoque-Walker, DD



After almost 2 years of using as much digital technology as possible in his practice, Luke will share his insights about the impact it has had on his clinic. The main points that will be discussed are efficiency, accuracy and precision, patient experience and finances. Cases will be presented showing these benefits in clinical practice utilizing the Ivotion system. At the conclusion of this presentation, you will have a better understanding of just how beneficial technology can be in your office.

ivoclar

Luke LaRocque-Walker graduated from NAIT in 2013 and now practices in Cochrane, Alberta. He has taken a special interest in the digital revolution that has started in the field of removable prosthetics. Over the course of a year and a half he has adapted digital denture work flows into his everyday operations and continues to expand and grow with the ever-changing technology.



Spectrum Denturist Academy



Lectures

8:30am – 12:30pm (4 CE Points)

8:30 am - 9:50 am

Digital Denture Workflows for Dental Professionals of the Future

Nathalie Mazur



This webinar will give an overview of current digital denture workflows, looking into the advantages and disadvantages and possible new solutions for the future.

Nathalie Mazur is the Digital Dentistry Manager for Schottlander, makers of Enigma Life+ premium denture teeth. She is focused on bringing new solutions to market for digital dentures. Nathalie is a dental technician and prior to her role with Schottlander worked in dental lab environments specializing in high end prosthetics and implant retained prosthesis.



9:50 am - 11:10 am

Gasket Partial Denture Workflow Streamlined Through Digital Design

Jeffrey Luk, RDT



Jeffrey discusses the indications and advantages of a gasket denture, and demonstrates the procedure and design of a gasket denture using a digital workflow.

Jeffrey Luk completed the Dental Technology program at George Brown College in 2011 and has been working at Shaw Lab Group (GTA) for over the past 13 years. He has worked in all areas of the lab and currently serves as the Denture Quality Assurance Supervisor. Jeffrey participated in the 2020 Panthera Master Cup contest where he placed 2nd among the top 10 finalists. With the growing popularity of implant dentistry and the evolving landscape for removable options, Jeffrey has a passion to transform dentures into an aesthetic solution that not only restores function but also rekindles the joy of eating and smiling.



*TIME ZONE FOR ALL VIRTUAL LECTURES ARE EASTERN STANDARD TIME(EST) .
THE RECORDED WEBINARS ARE AVAILABLE ON DEMAND ONLY TO THE MEMBERS*

11:10 am - 12:30 pm

Next Generation Printables with Rodin Resins: Featuring Rodin Sculpture and Rodin denture base

Mark Chan, DD



New High impact denture base material from Rodin indications and uses, and introduction to the new Sculpture resins from Rodin highly esthetic and wear resistant resin for multiple tooth based prosthetics, the session will focus on proper postwashing techniques to obtain maximum strength and aesthetics



Mark Chan received his diploma from Denturism in Toronto at George Brown College with honours. Currently Mark is practicing in Ontario with a main focus on high-end removable and implant prosthetics. With a passion for both technical and clinical techniques he is certified in Bio-logic, BPS and SDC denture concepts and is a ZunstZhanWerk "Art of Denture" award winning Denturist, he is a sought after consultant and opinion leader in the Denturist and Lab community.



Spectrum Denturist Academy

EMAIL MARKETING

Use PMG's CASL approved email lists to reach the targeted market of your choice:
Dentists, Dental Technicians,
Denturists and Hygienists
(including Québec).

For more information, contact us at:
905-489-1970 Ext 204



Palmeri Media Group
145 Royal Crest Crt, Unit 35,
Markham, ON L3R 9Z4
www.palmerimediagroup.com

PMG
Palmeri Media Group



Lectures

8:30am – 12:30pm (4 CE Points)

8:30 am - 9:50 am

The “Dynamic” approach to All on X scans: Featuring the Reference scan system from Dynamic abutment, and Rodin Titan

Mark Chan, DD



Session will show the benefits to reference scan technique. why this can be used as an alternative to photogrammetry

- How to scan and what to look out for
- Scanning the buccal bite for same day or next day load protocols
- Introducing Rodin Titan sculpture for a long term temporary and aesthetic prototyping
- Restorative options for the final



Mark Chan received his diploma from Denturism in Toronto at George Brown College with honours. Currently Mark is practicing in Ontario with a main focus on high-end removable and implant prosthetics. With a passion for both technical and clinical techniques he is certified in Bio-logic, BPS and SDC denture concepts and is a ZunstZhanWerk “Art of Denture” award winning Denturist, he is a sought after consultant and opinion leader in the Denturist and Lab community.



9:50 am - 11:10 am

Redefining Full Arch Restoration With Nexus iOS

Dr. M. K. Bobby Baig & Kevin McAuley, RDT



Dr. M. K. Bobby Baig

There are myriad of full arch restoration protocols from the classic All-On-4 developed by Dr Paulo Malo to more contemporary All-On-X defined by placing greater than 4 implants. All full arch restoration techniques incorporate an analogue impression, verification jig and multiple try-ins to ensure clinically acceptable passive fit. Introduction of Nexus iOS has completely transformed full arch treatment with end-to-end digital workflow. Use of innovative and patented scan gauges allow accurate capture of implants and multi-unit abutments to achieve sub 10 micron passive fit. This technique makes full arch restoration more efficient, simple and accurate.



Kevin McAuley, RDT

In this presentation Dr. Bobby Baig will share his full arch journey transitioning from analogue to fully digital world using Nexus iOS. Dr. Baig will review multiple full arch cases in his presentation, show the clinical workflow and final restoration.

Mr Kevin McAuley will demonstrate the technical aspect of Nexus iOS with step-by-step guide of the workflow and simplicity of full arch restoration using your intra-oral scanner.



Dr. M.K. Bobby Baig BDS,DDS., Cert. Prosthodontist., F.I.A.D.F.E., F.R.C.D.(C).

Dr. Baig received his dental degree from Gulbarga University, India in 1997. He has completed his residency at Government Dental College and Hospital in Hyderabad India. Dr. Baig completed Advance Education in General Dentistry program and Graduate program in Prosthodontics at Eastman Institute for Oral Health, University of Rochester New York state USA. Dr. Baig is the Clinical Director Of Prosthodontics and Associate Professor in the Department of General Dentistry, at University of Rochester, Eastman Institute for Oral Health, Rochester New York, USA. He also works as a Clinical Instructor in Prosthodontics in Mt Sinai Hospital, and Associate In Dentistry at University of Toronto Faculty of Dentistry, Toronto, Canada, and private practice at Dental Specialists Group, Woodbridge and Prosthodontic Associates, Toronto in Ontario. Dr. Baig is a board-certified Prosthodontist in Canada and serves as a national examiner for NDSE National Dental Specialty Examination board of Canada; the licensing exam to be a prosthodontist in Canada, and national examiner for Prosthodontics Fellowship F.R.C.D.(C) administered by Royal College of Dentist of Canada. Dr. Baig was awarded the **Part time faculty Award for Excellence in Teaching by the University of Rochester, NY, USA for the year 2019**, Dr. Baig received **Fellowship Award at the International Academy for Dental Facial Esthetics (FIADFE), Nov 2021**. Manhattan New York City. Dr Baig also received an **Award for Excellence in Clinical Education** from **Department of AEGD, University of Rochester.**, Eastman Institute for Oral Health in **June 2023**. Dr. Baig has published numerous articles in peer reviewed journals and holds special interest in aesthetics and implant dentistry, Reconstructive Fixed and Removable Prosthodontics, Dental Ceramics and smile makeover procedures, advancements in digital dentistry. Dr. Baig lectured extensively to dental study clubs and professional organizations across North America and Southeast Asia.

Kevin McAuley, RDT has been in the dental industry for 39 years and involved in the ever-improving world of dentistry and dental technology and turning this passion into a rewarding career. With early exposure to dental implants and a passion for design and manufacturing, dental technology allowed me to join numerous implant-training courses in the early years. With a lack of technical training courses available, most of my early training was on the surgical protocols, allowing me to build relationships but also engage early in the treatment protocols and build a sound foundation for a lasting role in providing solutions for patients. The evolution of dental equipment, specifically CAD CAM, has been in the forefront of Kevin's experiences as well. Educating Clinicians and Technicians has been a cornerstone for supporting my learnings. Whether lecturing, hands-on training or product development, his focus has always been on elevating the technical and digital profile in the treatment team through higher clinical education. Kevin is an RDT and a member of the College of Dental Technologists of Ontario. He is currently the Director of Technical and Business Development at Rotsaert Dental Laboratory Limited.



11:10 am - 12:30 pm

Implant supported removable prosthetics; new innovations and what the learning curve has taught us!

Dr. Waji Khan



This presentation will focus upon the history of implant supported removable prosthetics and how innovation and technology have increased our ability to provide dental implant solutions to our patients without losing the experience of our history.

Dr. Waji Khan is a graduate of the University of Toronto Faculty of Dentistry (2001). Dr. Khan served as a dental officer in the Canadian Armed Forces from 1998-2007 and began his practice there. After a ten-year career in the Canadian Armed Forces, he then moved to Kingston with his wife and life partner, Dr. Sohela Vaid. Dr. Khan enjoys working in all areas of dentistry with a particular interest in cosmetic/esthetic, implant, sedation, restorative, orthodontic and surgical dentistry to improve oral health and boost confidence. He is dedicated to providing oral health care in a comfortable and welcoming environment.





In-Person Meeting

Lectures

8:30am – 12:30pm (4 CE Points)

Location

C.E.P Dental Education

Unit#210- 145 Renfrew Drive Markham,
ON L3R 9R6

8:30 am - 9:50 am

Simplified Full Arch Restoration – Using your IOS Scanner!

Costa Nassar, DD



This practical course is designed for clinicians or technicians that wish to incorporate available digital technology into their full-arch treatment workflow. This course will demystify the digital solutions workflow and simplifying the restorative workflow. We will show you how to achieve a final full-arch restoration with Nexus iOS in just three appointments with unmatched accuracy. Learn about tools for data collection, analysis, laboratory interactions, restorative team design and input. We will show you how to significantly reduce chair-time by using a unique innovative protocol for the final restoration, offering a simple easy to follow workflow.

Costa Nassar, DD graduated from the George Brown Denturism program in 2002. He worked in private practice for 10 years before working at multiple dental offices such as GP's Oral Surgeons and Periodontists, where he has been able to focus almost exclusively on the All-on-x treatment concept. Participating in numerous cases over the years, he has extensive knowledge both on the clinical and laboratory aspects. Today, he is one of the profession's most experienced and sought after specialists on the conversion and restoration of the Full arch treatment solution. In addition, Costa has recently had the pleasure to verify and insert Canada's first Nexus IOS full arch solution to his patients using Nexus iOS an innovative full arch implant solution. This revolutionary procedure has changed the way he approaches Full arch cases by simultaneously decreasing chair time to as little as two appointments while increasing accuracy and esthetics for his patients.



9:50 am - 11:10 am

Designing & Fabricating Digital Dentures using AI Tech.

Alex Chabachevitch, RDT



Alex will show the participants to:

- Step by Step Designing Dentures
- From receiving digital impressions or by scanning analog models
- Using existing dentures and converting to new dentures.
- Fabrication - Printing / Milling and Post procedure



Alex Chabachevitch, RDT, is an experienced and successful owner of a medium sized dental lab in the GTA. He has over 20 years of experience managing his lab.

The main focus of his workflow being on implantology, crowns, bridges, digital dentistry including digital dentures. Alex is also a partner in Unique Dental Supplies Inc.



11:10 am - 12:30 pm

Digital Denture Design with Exocad- scan and design a digital denture in Exocad

Ria Mozhina



- Learn the potential of digital dentistry in a focused 1.5-hour lecture.
- Discover the art of scanning with Exocad, a leading-edge software in denture design.
- Explore efficient workflows for a seamless digital denture design process.
- Gain practical insights into leveraging Exocad's advanced features for precision.
- Perfect for busy professionals seeking a concise and impactful learning experience.



For years, **Ria** has been Central Dental's go-to technical design enthusiast and support for digital products. Prior to joining the team, she honed her skills across several areas while gaining her Registered Dental Technician designation, working at a boutique lab and graduating from George Brown College. Ria has a passion for learning about new digital products and how they work. Helping maximize and streamline clients abilities in the digital world through her on hand experience is what motivates her the most.

For the Basic Membership please check the 4 TIA seminars you will attend

Date	Speaker	Course Title
☐ March 8, 2024	Dr. Ed Philips	IMPLANTS IN THE NATURAL DENTITION AESTHETIC ZONE
	Dr. Parvaneh Bahrami	SOCKET GRAFTING
☐ March 27, 2024	Dr. M.K. (Bobby) Baig	NEXUS IOS – REDEFINING FULL ARCH REHABILITATION
	Dr. Soheil Khojasteh	ANALGESIA AND PAIN CONTROL IN DENTISTRY
☐ April 26, 2024	Dr. Mahmood Abu Ruja	IMMEDIATE IMPLANT PLACEMENT AND PROVISIONALIZATION
	Marc Ouellette, RDT	GUIDED SURGERY
☐ May 22, 2024	Dr. Mahmood Abu Ruja	UNLOCKING THE POTENTIAL OF ZIRCONIA AS A DENTAL MATERIAL IN FULL ARCH IMPLANT PROSTHESIS
	Michelle Glover–DaCosta	FINDING YOUR WORKFLOW: DIGITAL FIXED AND DIGITAL REMOVABLES
☐ June 28, 2024	Dr. Michael Scherer	FUNDAMENTALS OF OVERDENTURES & FULL-ARCH FIXED IMPLANTOLOGY WITH LOCATOR
	Thomas Lee	ESTHETICS AND FUNCTION IN GENERAL & DIGITAL DENTISTRY
☐ September 6, 2024	Dr. Sorin Boeriu	CONTEMPORARY TECHNIQUE FOR MINIMALLY INVASIVE ROOT COVERAGE PROCEDURE WITHOUT PALATAL HARVEST
	Dr. Sammy Noubissi	CERAMIC IMPLANTS: A NEW ERA IN IMPLANT DENTISTRY OR JUST A FAD?
☐ September 27, 2024	Milan Jovanovic	IMMEDIACY IN DENTISTRY USING DIGITAL WORKFLOWS
	Dr. Waji Khan	FULL ARCH GUIDED DIGITAL IMPLANT ZIRCONIA PROSTHESIS; FROM CONCEPT TO EXECUTION; A CASE REPORT
☐ October 11, 2024	Dr. Larry Gaum	REMOVING WISDOM TEETH REQUIRES A SPECIAL WISDOM ABOUT SURGICAL PROCEDURES
	Dr. Elahe Behrooz	AESTHETICS IN PROSTHODONTICS
☐ November 8, 2024	Dr. Izchak Barzilay	IMPLANTS OF INTERESTING DESIGNS HOW DO YOU CHOOSE THE PROPER IMPLANTS FOR YOUR PATIENTS?
	Dr. Mario Rotella	THE 1 – WING MARYLAND BRIDGE. SYNOPSIS MARYLAND BRIDGE
☐ November 29, 2024	Dr. Sally Issa & Dr. Romeo Paculanan	BIO-LOGICAL AND BIO MECHANICAL IMPLANTOLOGY
	Dr. Moemen Metwally	ADVANCED STRATEGIES FOR ATROPHIC MAXILLA: ZYGOMATIC, PTERYGOID, PALATAL, AND NASAL IMPLANTS

SDA 2024

A SINCERE THANK YOU TO OUR SPONSORS



www.palmerimediagroup.com

For more information contact:

events@palmeripublishing.com

seminars@palmeripublishing.com

Toll Free: 1.866.581.8949

NEW
Health Canada Approved 



SWISS NF METALS, INC.

RODIN™
3D Resin



Rodin™ SCULPTURE

Rodin™ Sculpture, Pac-Dent's revolutionary crown and bridge ceramic-nanohybrid resin offers best-in-class aesthetics, high mechanical strength, low wear rate, and fracture resistance against leading competitors.

Rodin™ TITAN

Introducing Rodin™ Titan, Pac-Dent's latest ceramic nanohybrid resin designed for printing long-term full arch restorations and provisional hybrid dentures. Rodin™ Titan preserves the core composition of Rodin™ Sculpture – a class II ceramic nanohybrid with analogous ceramic filler content, but now features a substantially increased flexibility for enhanced impact strength.



Rodin™ SCULPTURE 2.0



Rodin™ Sculpture 2.0 is the next monumental evolution of Pac-Dent's crown and bridge material. This zirconia-infused nanohybrid has been engineered to transcend the standards of permanent dental restorations. This next-generation resin achieves previously unseen levels of flexural strength and ceramic filler content, redefining what can be achieved through 3D printed restorations.

NOW AVAILABLE AT SWISS NF METALS, INC.



Improved Strength



Improved Ceramic Filler Content



Improved Aesthetics



ADA Code D2740 Insurance Qualified



Highest Fracture & Wear Resistance



Matches Color of Dentition



Optimal Translucency



FDA 510K Cleared & Biocompatible

Toll Free: 1.800.387.5031 Tel: 905.479.2500 / www.swissnf.com

Sales - 319